

2016
two thousand sixteen



MISSISSIPPI DEPARTMENT OF
REHABILITATION SERVICES

Mississippi Department of Rehabilitation Services
Annual Report

- 3 Welcome
- 4 AbilityWorks
 - Assistive Technology
 - Disability Determination Services
 - Special Disability Programs
- 5 Vocational Rehabilitation
 - Deaf Services
 - Supported Employment
 - Transition Services
- 6 Vocational Rehabilitation for the Blind
 - Addie McBryde Rehabilitation Center for the Blind
 - Business Enterprise Program
 - Independent Living Services for the Blind
 - Itinerant Teacher Program
- 7 Program Funding
- 8 In Depth Look at VR & VRB
- 11 In Depth Look at DDS & OSDP
- 12 Districts & Office Locations

MISSION STATEMENT

It is the mission of the Mississippi Department of Rehabilitation Services (MDRS) to provide appropriate and comprehensive services to Mississippians with disabilities in a timely and effective manner.

VISION STATEMENT

The Mississippi Department of Rehabilitation Services is committed to being recognized as the premier agency for Mississippians with disabilities by creating a culture of care with compassionate, valued, and knowledgeable staff. We will promote an environment where customers and staff work together to achieve our common goal of empowering and improving the lives of Mississippians with disabilities.



Chris M. Howard
Executive Director

WELCOME

from the Executive Director

Dear friends,

On behalf of the Mississippi Department of Rehabilitation Services (MDRS), I am pleased to present our FY 2016 Annual Report. It represents my first full year in office as MDRS Executive Director.

Our agency serves over 100,000 Mississippians with disabilities each year with our mission to provide quality services in a timely and effective manner. Some of our accomplishments this fiscal year include:

Disability Determination Services (DDS)

- All Aged Hearings (more than 365 days) have been addressed.
- We exceeded our CDR (Continuing Disability Review Goal) and met all other production goals

Office of Special Disability Programs (OSDP)

- Reduced the waiting list for the Independent Living Waiver to less than four months
- Provided services to about 4,500 individuals across the state allowing these clients to remain in their home instead of a nursing home and providing cost savings to the state

Office of Vocational Rehabilitation (VR)

- Successfully restructured counselor caseloads in order to comply with federal mandates contained in the reauthorization of the Rehabilitation Act of 1973
- Completed 3rd Summer Internship Program (SIP) for 16 interns, allowing students to get first-hand work experience in their chosen field

Office of Vocational Rehabilitation for the Blind (VRB)

- Met employment goal of 575
- Completed 3rd Summer Internship Program (SIP) for 16 interns, allowing students to get first-hand work experience in their chosen field

The information contained within this report will provide you with even more information about MDRS. Please know that you are a key part to our successes, and we thank you for your support. I look forward to working with you in the upcoming year.

Sincerely,

A handwritten signature in blue ink that reads "Chris Howard".

Chris M. Howard
MDRS Executive Director

ABILITYWORKS

AbilityWorks is a network of 16 community rehabilitation programs providing vocational assessment, job training, and actual work experience for individuals with disabilities. This is possible through a wide array of contract and subcontract services provided to local business and industry. Some of the services and products AbilityWorks offers include collating and sorting, packaging and handling, assembly work, product reworking, product reclamation, grounds maintenance, housekeeping and quality reviews. During FFY 2016, AbilityWorks served a total of 1,323 MDRS clients, resulting in 647 employments. An AbilityWorks' community-based program, Linking Innovative Networks of Community Services (LINCS), establishes cooperative agreements with local businesses to provide evaluation, job readiness or job training for our consumers.

647 SUCCESSFUL EMPLOYMENT OUTCOMES

ASSISTIVE TECHNOLOGY

Assistive Technology (AT) is defined as the application of technology to alleviate barriers that interfere with the lives of individuals with disabilities and is intended to help the individual maintain or enhance his or her ability to function personally, socially, and/or vocationally. MDRS Rehabilitation Engineers and Rehabilitation Technologists provide consultation on all AT referrals as well as perform initial evaluations and assessments, and set up AT equipment, provide follow-up evaluations, design and fabricate original items, and provide specifications and final inspections for AT services. The Assistive Technology Division staff evaluates MDRS clients for the most appropriate assistive technology, thus enabling them to return to work and/or live independently.

DISABILITY DETERMINATION SERVICES

We operate in a partnership with the Social Security Administration (SSA) to determine the medical eligibility of individuals to receive benefits from Social Security Disability Insurance and Supplemental Security Income as directed by federal guidelines from SSA. This office handles disability claims from all 23 SSA offices in Mississippi.

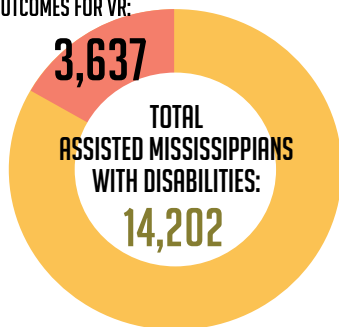
SPECIAL DISABILITY PROGRAMS

We specialize in assisting individuals with the most severe physical disabilities to remain active in their homes and communities. Services are provided based on need as determined by functional assessment and are provided through an individualized plan of care. The Office of Special Disability Programs (OSDP) offers services that include, but are not limited to: case management, attendant care, durable medical equipment and specialized medical supplies, home and vehicle modifications, respite care, and transition services. During the State Fiscal Year (SFY) 2016, the Office of Special Disability Programs (OSDP) provided independent living services for 4,565 individuals with significant (severe) disabilities.

4,565 INDEPENDENT LIVING SERVICES PROVIDED

VOCATIONAL REHABILITATION SERVICES

SUCCESSFUL EMPLOYMENT
OUTCOMES FOR VR:



We help over 14,000 Mississippians a year overcome limitations imposed by physical or mental disabilities in order for that person to secure or maintain employment. In the Federal Fiscal Year (FFY) 2016, the Office of Vocational Rehabilitation Services (VR) assisted 14,202 Mississippians with disabilities in receiving services including, but not limited to: counseling and guidance in adjustment to disability, vocational exploration, physical and mental restoration, job training, assistive technology, and job placement. Individuals served by VR have a wide array of disabilities including, but not limited to: hearing loss or deafness, amputations, mental and emotional disorders, epilepsy, developmental disease and disorders, traumatic brain injuries, orthopedic impairments, residuals from cancer, and speech

impairments. The total number of VR consumers employed during FFY 2016 was 3,637.

3,637 SUCCESSFUL EMPLOYMENT OUTCOMES

DEAF SERVICES

We help people who are deaf, hard of hearing, or late deafened find employment, attend education and training programs, and learn more about their community resources. The MDRS Deaf Services Program continues to promote excellence by striving to assist new RCD's (Rehabilitation Counselors for the Deaf) to reach the required communications skills level on the Signed Communication Proficiency Interview (SCPI), an American Sign Language assessment developed by the Rochester Institute of Technology. Adequate communication skills are a pre-requisite to meaningful counseling and guidance with people who are Deaf and use manual communication.

This skill, along with other specialized training, has been a vital factor in the successful rehabilitation of individuals with deafness or significant hearing loss. In FFY 2016, Deaf Services were provided to 3,537 Mississippians, resulting in 1,425 successful rehabilitations.

1,425 SUCCESSFUL REHABILITATIONS

SUPPORTED EMPLOYMENT

We assist individuals with the most significant disabilities who require intensive support services to prepare for, secure, retain, or regain employment. Each MDRS district has a Supported Employment Team consisting of a specialized VR/SE counselor, and a Vocational Training Instructor who oversees the work of Job Trainers working on site with our consumers. During FFY 2016, 496 individuals received Supported Employment services, 79 resulting in successful employment.

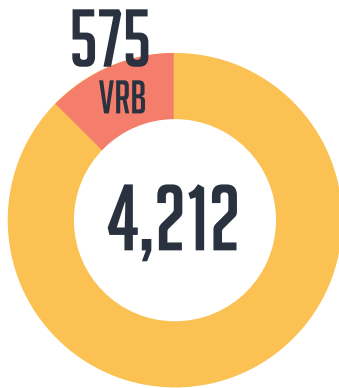
79 SUCCESSFUL EMPLOYMENTS

TRANSITION & YOUTH CAREER SERVICES

We work with eligible secondary school students with disabilities, their families, and school personnel to assure there is an integrated program of education and vocational training available to provide a seamless transition from school to work. In FFY 2016, the number of students receiving transition services was 2,525 and 328 students found employment. Examples of transition services are vocational-technical training, vocational evaluation, work adjustment training, on the job training, job search skills, and work experience programs. These services may be available to students both on and off campus or at one of the 16 AbilityWorks as a part of their school day.

328 SUCCESSFUL EMPLOYMENT OUTCOMES

VOCATIONAL REHABILITATION SERVICES FOR THE BLIND



We specialize in working with individuals who are blind or visually impaired to ensure opportunities for inclusion into the workforce, community, and home. Of the 4,212 successful employment outcomes by MDRS, 575 were achieved through Vocational Rehabilitation for the Blind (VRB). VRB provided consumers services such as counseling and guidance in adjustment to disability, vocational exploration, orientation and mobility training, job training, and assistive technology.

ADDIE MCBRYDE REHABILITATION CENTER FOR THE BLIND

The Addie McBryde Rehabilitation Center for the Blind provides traditional intensive evaluation, training, and adjustment services on the campus of the University of Mississippi Medical Center. In FFY 2016, the Addie McBryde Center provided training to 166 consumers.

PROVIDED TRAINING TO 166 CONSUMERS

BUSINESS ENTERPRISE PROGRAM

The Business Enterprise Program (BEP) provides support for self-employment opportunities in the food service industry for Mississippians who are legally blind. These BEP entrepreneurs operate a variety of businesses including vending machine routes, snack bars and cafeterias on military bases. In FFY 2016, 36 individuals operated successful businesses as BEP vendors.

36 SUCCESSFUL BEP VENDORS

INDEPENDENT LIVING SERVICES FOR THE BLIND

We serve individuals who are legally blind and either over the age of 55 or have a significant secondary disability by providing a variety of independent living services. In FFY 2016, ILB served over 2,200 consumers through indirect services such as health fairs, vision screening, peer groups, and outreach. ILB provided direct services to 667 consumers.

PROVIDED SERVICES TO 667 CONSUMERS

ITINERANT TEACHER PROGRAM

Itinerant teachers work closely with VRB counselors to coordinate services, evaluate client needs, develop living-needs plans and instructional materials, and provide onsite training for consumers who are blind or visually impaired. In 2016, the Itinerant Teacher Program provided 63 services for VRB consumers.

PROVIDED SERVICES TO 63 CONSUMERS

PROGRAM FUNDING

Title One Section 110 Match Funding

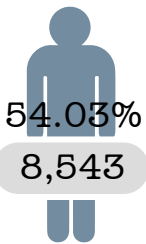
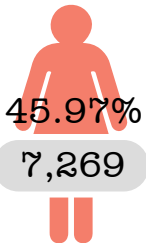
2016

Section 110 Grant	\$44,589,605 (78.7%)
State Match	\$12,068,089 (21.3%)
Total Funding	\$56,657,694 (100.0%)

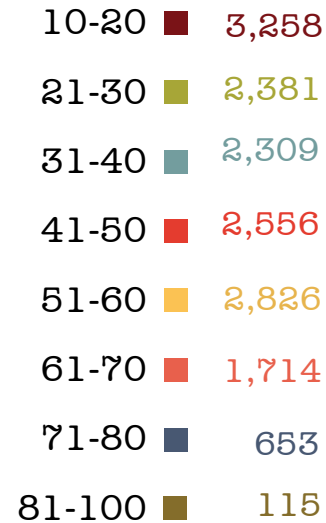
IN DEPTH LOOK AT VR & VRB

Demographics of Persons Served

Gender



Age at Application



Education Level at Application

No Formal Schooling	.12%
Elementary Education (Grades 1-8)	3.05%
Secondary Education (No High School Diploma)	17.30%
High School Graduate or Equivalency Certificate	33.37%
Post-Secondary Education (No Degree)	13.66%
A Degree of Vocational Technology Certificate	2.37%
Post-Secondary Education (Academic/Associates Degree)	6.13%
Bachelor's Degree	6.99%
Master's Degree or Higher	2.95%
Special Education (completion or attendance)	13.36%
Education Not Listed	.70%

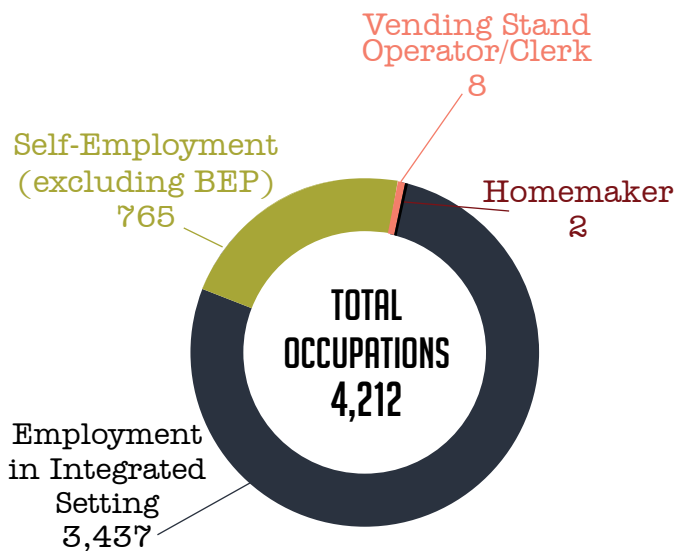
Race

American Indian or Alaskan Native	.27%
Asian	.32%
Black or African American	42.31%
Native Hawaiian or Other Pacific Islander	.06%
Multi-racial	3.37%
White or Caucasian	53.60%
Race not listed	.06%
Hispanic/Lationo	.01%

IN DEPTH LOOK AT VR & VRB

Status of Persons Rehabilitated

Employment Status of Persons Rehabilitated



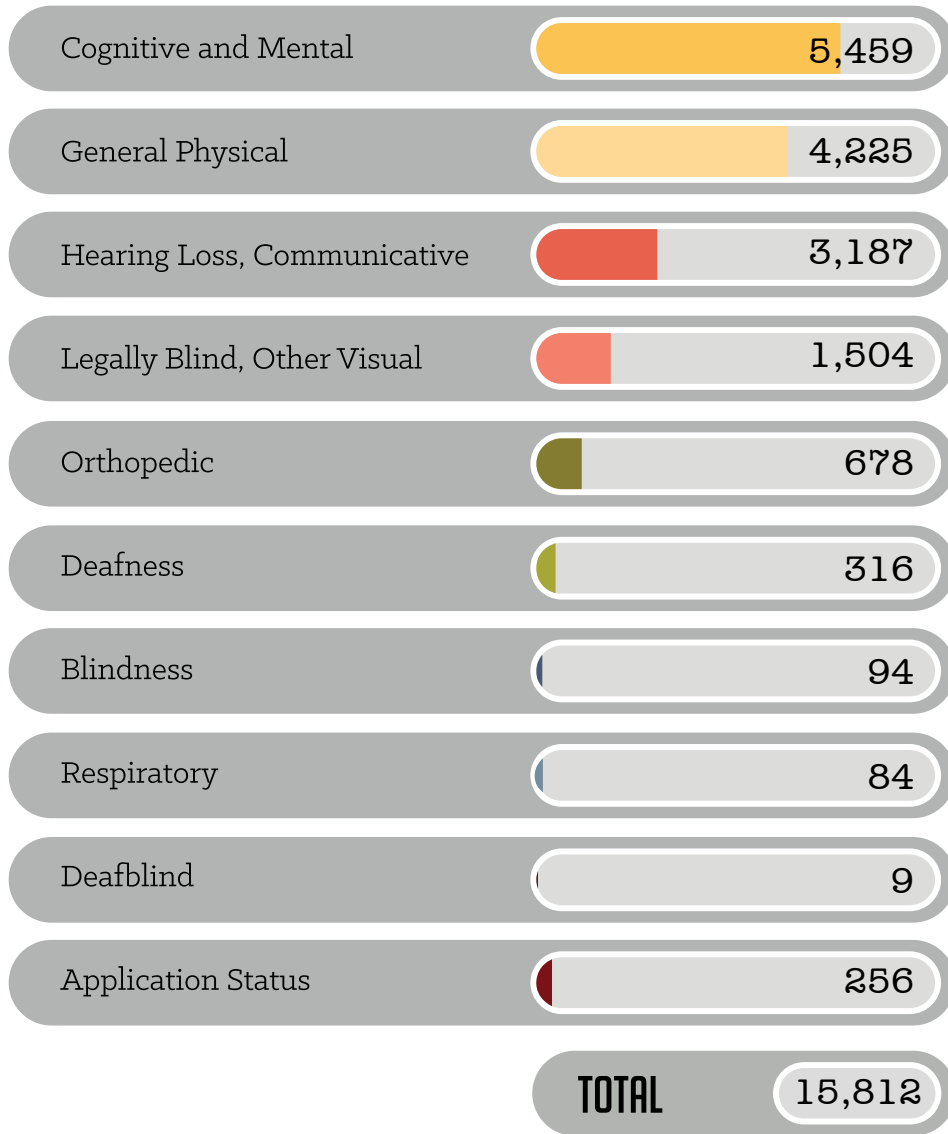
Employment in Integrated Settings

Service Worker	877
Sales	403
Skilled Craft	500
Secretarial/Office/Clerical	453
Laborer	315
Professional	381
Operative	207
Executive/Managerial	158
Technical/Paraprofessional	81
Production Occupations	7
Community & Social Service	6
Architectures & Engineering	3
Healthcare Practitioners & Technical ...	8
Healthcare Support	2
Computer & Mathematical	6
Education, Training, & Library	12
Protective Service	2
Personal Care	1
Building & Grounds Cleaning/Maintenance .	7
Food Preparation & Servicing	4
Installation, Maintenance & Repair	2
Transportation & Material Moving ...	2

3,437

IN DEPTH LOOK AT VR & VRB

Persons served by Primary Disability



Clients Served and Closed for 2016



IN DEPTH LOOK AT DDS & OSDP

Office of Disability Determination Services

Claims Processed	88,624
Average Processing Time	T2-90 days/T16-84 days
Average Cost per Case	\$310.00
Accuracy Rate	97.1%

Office of Special Disability Programs

	Number Served
Independent Living Waiver	3,077
TBI/SCI Trust Fund	173
TBI/SCI Waiver	966

PROOF OF PERFORMANCE

Office of Disability Determination Services

Processing time

Year	National Average	Mississippi Average
2011	110 Days	97 Days
2012	102 Days	93 Days
2013	107 Days	91 Days
2014	104 Days	89 Days
2015	110 Days	89 Days
2016	83/86 Days	90/85 Days

*Prior years reporting is based on Overall Processing time. As most reporting seems to be directed toward reporting based of Claim Type (that is, T2 vs T16, instead of overall), the reporting for FY2016 above is based on claim type.

Cost per case

Year	National Average	Mississippi Average
2011	\$488	\$299
2012	\$435	\$279
2013	\$455	\$311
2014	\$462	\$316
2015	\$462	\$316
2016	\$491	\$310

Production per Work Year

Year	National Average	Mississippi Average
2011	290	340
2012	324	370
2013	322	368
2014	310	357
2015	310	357
2016	313	324

*The Mississippi DDS has maintained a net accuracy rate of 97% or higher for each of the 5 years above.

Office of Special Disability Programs

Year	Number of Clients Served	Annual Cost Savings to the Division of Medicaid
2011	3,346	\$168,355,878
2012	3,378	\$176,145,487
2013	3,487	\$206,635,981
2014	3,739	\$220,322,128
2015	3,874	\$216,208,403
2016	4,043	\$222,365,814

*Figures shown above are based on the Division of Medicaid cost reports for the Independent Living Waiver and the Traumatic Brain Injury Waiver. *OSDP numbers are reported from the State Fiscal Year.

DISTRICTS & OFFICE LOCATIONS

District I

51 County Road 166
Oxford, MS 38655
OVR: (662) 234-3171
OVRB: (662) 234-6092
OSDP: (662) 234-5744

District II

2620 Traceland Drive
Tupelo, MS 38801
OVR: (662) 842-1010
OSDP: (662) 840-9946
615-A Pegram Drive
Tupelo, MS 38801
OVRB: (662) 844-5830

District III

104 Professional Plaza
Greenwood, MS 38930
OVR: (662) 453-6172
OVRB: (662) 455-1432
OSDP: (662) 453-2253

District IV

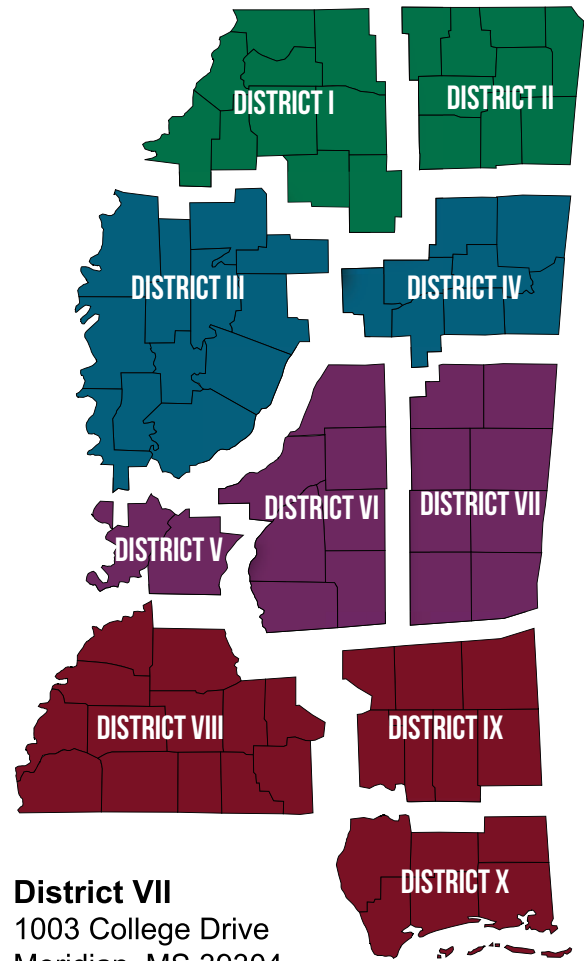
207 Industrial Park Road
Starkville, MS 39760
OVR: (662) 323-9594
OSDP: (662) 324-1881
48 Datco Industrial Drive
Columbus, MS 39704
OVRB: (662) 328-8807

District V

3895 Beasley Road
Jackson, MS 39213
OVR: (601) 898-7004
OSDP: (601) 898-7034
2550 Peachtree Street
Jackson, MS 39296
OVRB: (601) 987-7403

District VI

1032 Center Pointe Blvd., Suite A
Pearl, MS 39208
OVR: (601) 709-5601
OVRB: (601) 709-5625
OSDP: (601) 709-5657



District VII

1003 College Drive
Meridian, MS 39304
OVR: (601) 483-3881
OVRB: (601) 483-5391
OSDP: (601) 482-1594

District VIII


1400-A Harrison Drive
McComb, MS 39649
OVR: (601) 249-2498
OVRB: (601) 684-3392
OSDP: (601) 249-4646

District IX

17 J M Tatum Industrial Drive
Hattiesburg, MS 39401
OVR: (601) 545-5619
OVRB: (601) 545-5613
18 J M Tatum Industrial Drive
Hattiesburg, MS 39401
OSDP: (601) 545-5644

District X

13486 Fastway Lane
Gulfport, MS 39503
OVR: (228) 575-3789
OVRB: (228) 575-3788
OSDP: (228) 575-3785



Your perspective is extremely valuable,
and we greatly appreciate any and all feedback!

Please send any comments or questions to:

Mississippi Department of Rehabilitation Services
Attn: Jan Schaefer
Post Office Box 1698
Jackson, Mississippi 39215-1698

1.800.443.1000
www.mdrs.ms.gov

